



Linear window profile

Our Linear profile offers a modern and classical appearance combined in one window. The contemporary looking window is enhanced with smooth lines and a fine shadow line around the edge of the frame and is also available in our Passiv level to offer a high performance window for all building types.

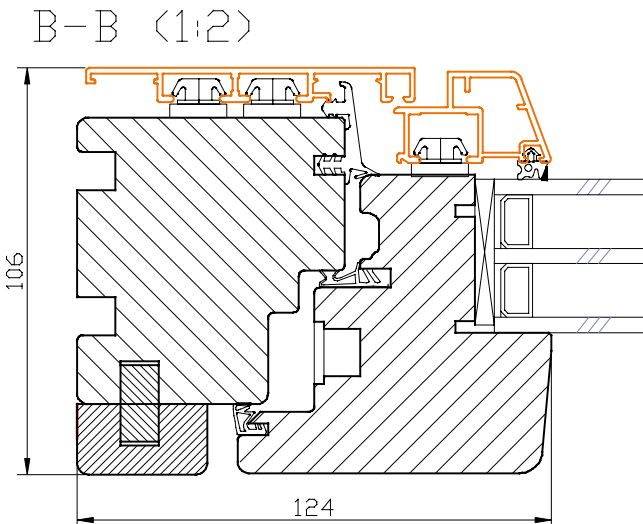
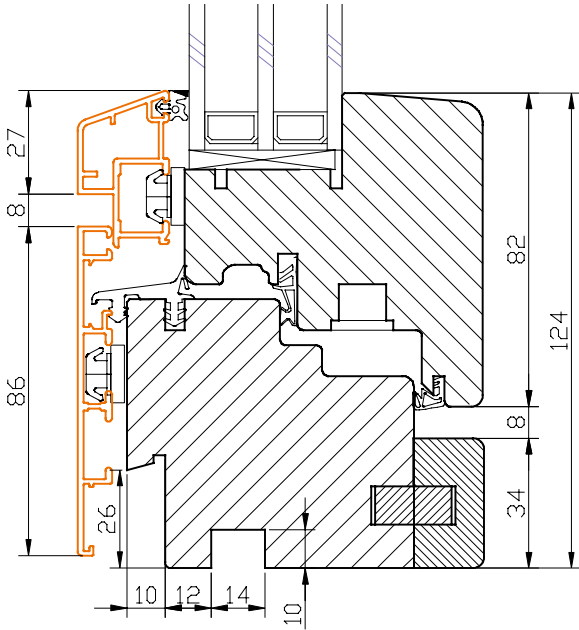
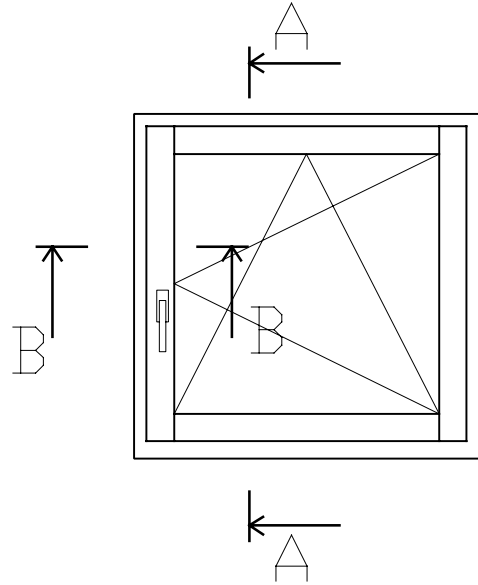
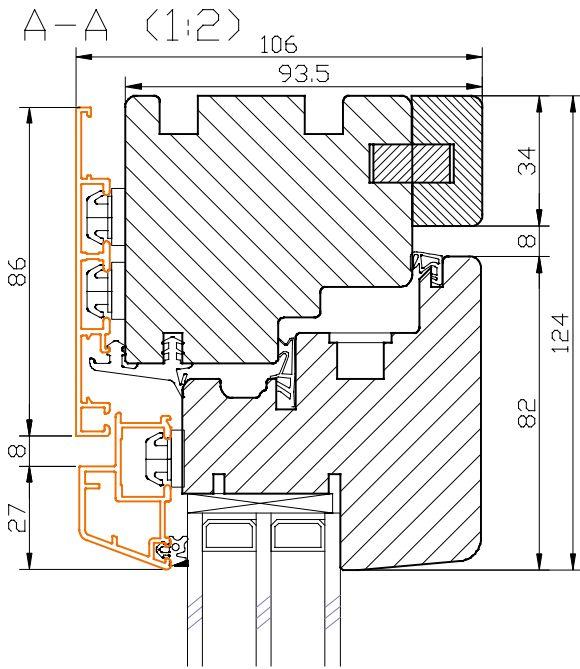
Performance ratings

- ✓ Wind load resistance: Class C4
- ✓ Air permeability: Class 7B
- ✓ Thermal transmittance: 0.85W/m K
- ✓ Sound insulation : 36Db

Features & benefits

- ✓ External high performance Aluminium cladding
- ✓ 40mm high performance triple glazing as standard
- ✓ Extensive choice of external and internal colours and finishes
- ✓ Optional integrated venetian blinds in glass units.
- ✓ Triple gasket sealing system
- ✓ Choice of internal timbers including Larch, Meranti & Oak
- ✓ Flush internal timber frame with fully concealed hinges
- ✓ 92mm optional frame depth offering a U Value up to 0.67W/m K
- ✓ Low maintenance with corrosion resistant external facade
- ✓ High thermal performance with low heat loss and home running costs
- ✓ Extensive options offering individual customer design and specification

Dimensions	Frame depth inc cladding	112mm
	Visible frame	121mm
	Glass thickness	40mm
	Max single opening sash width	1600mm
	Max single opening sash height	2000mm
Frame options	Square	✓
	Angled	✓
	Arched or swept	✓
	Glazed bars	✓
Opening options	Fixed lights	✓
	Multiple openings	✓
	French doors inward or outward	✓
	Sliding patio doors	✓
	Bi fold doors	✓
	Entrance doors	✓
Timber options	Spruce	✓
	Larch	✓
	Meranti	✓
	Oak	✓
Colour options	External aluminium cladding	Any RAL
	Internal timber	Stain or paint



Linear profile section details

Scale 1:2